



# High Flyers

To seek, to learn, today...to shape, to lead, tomorrow



June 2023 Highsted Grammar School Issue 16



## The Coronation of King Charles III



### Surrealism—and the Urban Environment

### Carnivorous Plants




### Also inside this issue:

PE: Dancing styles



Places to visit during the holidays!



Recommended Reads:  
Eoin Colfer





# Contents



Welcome to our sixteenth issue of High Flyers. This term the Highsted Virtue we have been looking at is community conscious.

Which subject inspires you to unlock your potential?



**Page 3 Feature Article:**

**The Coronation of King Charles III**

**Page 4 PE: Dance styles**

**Page 5-6 Science: Carnivorous Plants**

**Pages 7-8 Art: Surrealism and the Urban environment.**

**Page 9 Recommended Reads: Eoin Colfer**

**Page 10 Maths Challenge: Tangrams**

**Pages 11-13 Food Technology: Delicious Recipes!**

**Page 14 Places to visit: Holiday fun**

**Page 13 Acknowledgements**







# The Coronation of King Charles III



Saturday 6 May 2023 Prince Charles of Wales was crowned King Charles III along with his wife Camilla who was crowned Queen consort.

Once Charles and Camilla were crowned King and Queen they travelled back to Buckingham Palace in the Gold State Coach.



Charles's role as King is ceremonial - he doesn't have much power over how the country is ruled, the Government does that. In this role he is Head of State of 14 countries all over the world:

Antigua and Barbuda

Australia

The Bahamas

Belize

Canada

Grenada

Jamaica

New Zealand

Papua New Guinea

Saint Kitts and Nevis

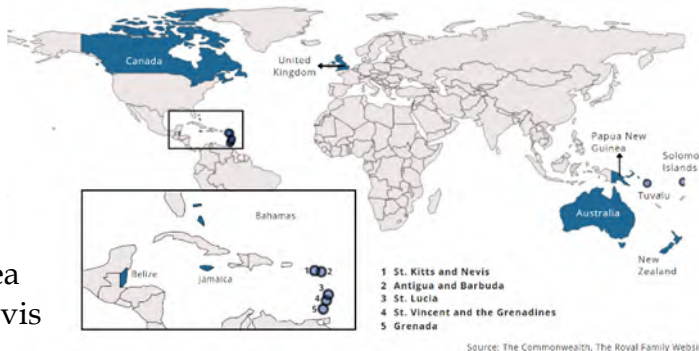
Saint Lucia

Saint Vincent and the Grenadines

The Solomon Islands

Tuvalu

And of course, the United Kingdom



*The Gold State Coach*

## The Commonwealth Realms:

They then came out onto the balcony of Buckingham Palace and watched the fly by.

Charles and Camilla travelled to Westminster Abbey, where the Coronation took place, in the Diamond Jubilee State Coach. It was drawn by 6 Windsor grey horses and has a panel from Canterbury Cathedral in it.



*Above: The red Arrows fly by and the King and Queen*



*The Diamond Jubilee State Coach*



*To the right: The coronation balcony*





# PE

## Dance



### What was the First Dance in History?

Early history of dance comes from 9000 year old cave paintings in India. One of the earliest uses of structured dance was introduced in religious ceremonies that told the stories of ancient myths and gods. Ancient Egyptians used dancing for both entertainment and religion. There are so many styles of dance out there from Breakdance to Ballet, Tap to Tango, Contemporary to Cha Cha Cha.

### Street Dance

Street dance has become really popular as a dance style through groups such as Diversity and Urban Strides. Street dance includes a large number of dance styles such as: breakdancing, popping, locking, house dance. Dance crews regularly appear on Britain's Got Talent and students from Highsted appeared on BGT as part of IMD Dance Company and made it to the semi finals in 2022.



### Ballroom Dancing

Ballroom dancing is starting to increase in popularity because of TV shows like Strictly Come Dancing. The Italian Viennese Waltz, was the first ballroom dance that was ever created made popular by the famous composer Johann Strauss. The Waltz was performed with arm's length between male and female dancers. The close embrace happened only after English Queen Victoria fell in love with the dance and forced this change.



1. Can you identify this ballet position?



2. UNSCRAMBLE THE DANCE STYLES

ZZJA LALEBT IVEJ TSEERT



The Masked Dancer is a new style of dance show where celebrities wear a mask and a panel of judges need to guess their identity. Oti Mabuse has been a judge on this show and Strictly. She has produced lots

of videos online if you are interested in learning new dances through tutorials.

Dance is a great way to exercise and keep fit. Dancing is a whole body workout that's actually fun. It's good for your heart, it makes you stronger, and it can help with balance and coordination. Just Dance is a fun way to dance and keep active. The dances can be done individually or as a 2 or 4.



ANSWERS

1. FOURTH 2. JAZZ 3. BALLET 4. JIVE 5. STREET





# Biology: Carnivorous



## Discover

Carnivorous plants are known for their fantastic colours and range of shapes which they use to attract, capture and digest their prey. They grow slowly as their energy is used to produce all of the features they need to capture and digest their prey. Pitcher plants use nectar to attract insects and other prey. As the prey approaches the plant it slips and falls into the pitcher. At the bottom of the tube, a sticky liquid containing digestive enzymes, breaks down the prey and releases the nutrients for the plant. This means carnivorous plants can live in nutrient poor soil. They are often found in habitats near reptiles and amphibians. It is documented that they will capture frogs and salamanders, to consume the nutrients from them. Whilst carnivorous plants are known for their colours and shapes, new scientific research reveals that these plants use scent to lure insects to their traps. The scents produced by the plants target particular groups of prey. Scents produced by the plant may not be detectable to the human nose, but are far more clearer to the antennae of insects. The scent is similar to normal plants that are pollinated by many different species, therefore a wide range of potential prey including bees and butterflies are available to carnivorous plants.





# Biology:

## Carnivorous Plants



**Venus Fly Trap - Resist the temptation to touch! However, tempting it is to tap the pad of a Venous Fly Trap to get it to close – resist the temptation!! Each trap has the ability to only shut around 5 times in its life time. Triggering it to shut, when it does not contain food may lead to early death.**

**In 1737 Carl Linnaeus named Carnivorous plants *Nepenthes* - meaning 'no sorrow'.**

**The Venus Fly Trap has small hairs on the pads which are sensitive to touch. When an insect touches two of the hairs it causes the pad to shut with the insect trapped inside! Nutrients are then drained from the organism. These nutrients are essential for the Fly Traps survival as it lives in nutrient poor soil.**



Credit: WHRO







# Art

## Surrealism

### Surrealism

Surrealism originated in the late 1910s and early 20s as a literary movement that experimented with a new mode of expression called automatic writing, or automatism, which sought to release the imagination of the subconscious. Surrealism officially began in Paris 1924 with the publication of the Manifesto of Surrealism by poet André Breton. From this Surrealism developed in not only an artistic movement but a political one as well.

Many artists were involved in this movement including Salvador Dali, Max Ernst and Man Ray. One of the most prominent artists was a French man called André Masson whose drawings after and of 1924 depict curving, continuous lines which expressed strange figures that Masson believed expressed our creative minds.

Persistence of Memory  
Salvador Dali



The Surrealist movement came to an end at the beginning of WW2 but many modern artists still use these techniques to this day.



Photography by Man Ray





# Art


## Surrealism

### Surrealism and the Urban Environment

Year 8 has been focusing on Surrealism and Urban Environment in art. In doing so students have been working on collagraphy. Many of the students have enjoyed it so much and every student has thought outside the box with their creativeness.

A collagraph is made by a piece of cardboard which has different textures glued on to it and it can make a building or object.

Then, the students rolled out paint onto the cardboard and lastly, they push the painted cardboard onto a colourful piece of paper to create an outstanding piece of art.



They were able to creatively think about the shape and size and even what colours they wanted as well as the effect of the materials. Thinking about the Urban Environment we live in as a community played a major factor with this, allowing students to source local and household materials- what materials do you have at home?

### [Make your own Collagraph!!!](#)

Do you have some old material or textures lying around at home? Try making your own collagraph!

Take a picture and send this to the email below and we will feature these in our next issue.

Email: [ks3@highsted/kent.sch.uk](mailto:ks3@highsted/kent.sch.uk)

Subject: Highflyers Collagraph








## Recommended Reads



### Eoin Colfer

*"A tale of adventure and make-believe"*

Twelve-year-old criminal mastermind Artemis Fowl has made crime his life's objective, Taking his rightful place as the leader of the Fowl criminal empire Artemis believes he has found proof fairies exist. Artemis discovers a world below ground full of armed and dangerous and extremely high tech fairies. He kidnaps one of them, Holly Short, and holds her for ransom in an effort to restore his family's fortune. But he may have underestimated the fairies' powers.



*"Take it from one who knows: nobody likes a smart thief."*


Eoin Colfer was born on 14 May 1965. He was a primary school teacher in Wexford, Ireland up until he secured the largest ever advance for a children's novel by an unknown author in October 2000. He cast a spell on the publishing and film industries with his fantastically original novel, 'Artemis Fowl'. Eoin hasn't looked back since and is now fast becoming one of the biggest names in children's literature. His first novel, 'Benny and Omar' was an instant bestseller in Ireland and even knocked 'Harry Potter' off the number one slot for bestselling children's books. Like 'Artemis Fowl', it was written after a day's teaching and after his young son's bedtime.





### How to make a tangram

A tangram is an ancient Chinese puzzle which uses mathematical shapes in patterns.



#### How to make tangram



1. Draw a square.



2. Draw a diagonal line from the top right to the bottom left



3. Fold the bottom right corner to the centre of the square.



4. Fold the corner back out and draw a line over the fold.



5. Draw a line from the top left to the bottom right, stopping 3/4 the way along.



6. Draw a vertical line upwards from the end of the previous line.





7. Draw a line from the midpoint of the bottom of the square, at a right angle to the shorter diagonal line.



8. Colour and decorate your shapes.

Try Making some decorations using all the shapes in your tangram







# Food Technology

## Spicy Tomato Soup



Delicious recipes from our Food and Nutrition Department for you to try!

### Spicy Tomato Soup

#### Ingredients:

- 1 onion
- 1 carrot
- 1 potato
- 1 x can chopped tomatoes (400g)
- 500ml water



- 1 stock cube
- 1/2 x 5ml spoon dried chilli flakes
- 1 x 15ml spoon tomato puree

#### Method (Adult supervision required):

1. Prepare the vegetables:  
peel and slice the onion;  
top and tail, peel and slice the carrot;  
peel and cut the potato into 8.
2. Put all the ingredients into a saucepan.
3. Stir everything together, bring to the boil and then simmer for 20 minutes.
4. Ladle the mixture into the liquidiser and blend until smooth.

Try pairing this  
amazing soup with  
some bread or  
croutons!!





# Food Technology

## Mini Fruit Cake



Delicious recipes from our Food and Nutrition Department for you to try!

### Mini Fruit Cake

#### Ingredients:

- 100g self raising flour
- 100g caster sugar
- 100g butter or soft baking spread
- 2 eggs
- 50g dried fruit, e.g. sultanas
- 100g self raising flour
- 100g caster sugar
- 100g butter or soft baking spread
- 2 eggs



#### Method (Adult supervision required):

1. Preheat the oven to 220°C or gas mark 6.
2. Place the cake cases in the patty tin.
3. Sift the flour into the mixing bowl and then add all the other ingredients.
4. Mix everything together until light and fluffy.
5. Stir in the dried fruit.
6. Divide the mixture equally between the cake cases using 2 spoons.
7. Bake for 15-20 minutes, until golden.
8. Allow to cool on a cooling rack.







# Food Technology

## Cheesy Scones



Delicious recipes from our Food and Nutrition Department for you to try!

### Cheesy Scones

#### Ingredients:

250g self raising flour  
1 x 5ml spoon mustard powder  
40g butter or baking fat/block  
75g hard cheese  
125ml semi-skimmed milk



#### Method (Adult supervision required):

1. Preheat oven to 220°C or gas mark 7.
2. Grease or line the baking tray.
3. Sift the flour and mustard into the bowl.
4. Rub the fat into the flour until it resembles breadcrumbs.
5. Grate the cheese.
6. Stir in the cheese.
7. Make a well in the middle of the flour and carefully pour in the milk. (Save just a little of the milk).
8. Mix to form a soft dough.
9. Place the dough on a lightly floured work surface.
10. Roll out the dough to about 1½cm thick.
11. Shape the scones using a cutter.
12. Place the scones on a baking tray and brush each top with a little milk.
13. Bake for 12-15 minutes, until golden brown.
14. Allow to cool on a cooling rack.





## Places to Visit:

Events happening this Holiday



# Mote Park



Visit Maidstone.com



Kent attractions.com

# Cobtree Manor

# The Beaney

Canterbury musuems.com



# Kid's Rule!

<https://kentattractions.co.uk/outing-ideas/>







## *Acknowledgements*



**High Flyers was produced by Highsted Grammar School to inspire Key Stage 2 students in local primary schools to develop a passion for learning across the curriculum.**



**With thanks to Miss Baker and the PE Department, Miss Gardiner, Mrs Tirimisiu, Miss Appleton, Mrs Rennie, Mrs Springhall and the Sixth Formers for sharing their enthusiasm for their subjects.**

**A special thank you to Mrs Longley.**

