
















SUPER-CURRICULAR ACTIVITIES

ART Year 7

 Draw a continuous line drawing of a landscape – check out this YouTube clip for inspiration. Follow Link 1 (below)	 Go on a virtual tour of the Louvre Art gallery. Write down your highlights.	 Watch an episode of Landscape Artist of the year.
 Research the Impressionist Art movement create a double page of research for this – be creative with your presentation. Make sure you research, respond and reflect.	 Enter Turner Contemporary's Portfolio Art Competition creating a piece in response to the theme Places and Spaces.	 Imagine the Impressionist movement was a new style of art in today's society write a creative article advertising the style of the work – you can blog or vlog this to keep your article contemporary.
 Read William Blake's poem <i>The Tyger</i> . Now create your own poem describing an animal. Try to describe your animal in detail to leave a lasting image in the reader's mind.	 Take photographs of 3-5 objects that represent an aspect of your personality. Now create a still life tonal drawing of these objects.	 Discuss and debate at what point can someone declare themselves as artist? What makes an artist?
 Create a 5-minute doodle each day for two weeks.	 Go outside and create a piece of land art using natural forms. Look at Andy Goldsworthy's art for inspiration. Take a photo of your temporary creation.	 Look out a window and draw what you see – to make this more interesting include your window frame to frame your composition. Try to use two different mediums for this composition.
 Find a new artist whose work you like, find out some information about them and present your findings and opinion to your class.	 Watch a stop frame film animation and come up with your own animation ideas.	 Make a creative colour wheel – use colouring pencils to graduate and layer different colours.

Links to websites used in this Super-Curricular Activities sheet:

Link 1: <https://www.youtube.com/watch?v=QzDd0Ix-m6s&list=PLHiZBh5cSuNbaQlzy5DDRF4Lhw-sOc8b>

	Reading task		Creative task		Watching task		Student-led task
	Research task		Writing task		Listening task		Trip or visit