
















# SUPER-CURRICULAR ACTIVITIES

## ART Year 9

 Research the formal elements of art and create a visual mind map of the key points and why these are important in art.	 Go on a virtual tour of the National Portrait Gallery. Check out their contemporary exhibition space. Write down your highlights.	 Watch an episode of either Portrait or Landscape Artist of the Year.
 Research an artist of your choice – create a double page of research and responses to your artist’s work. This should be bursting with information.	 Enter Turner Contemporary’s Portfolio Art Competition creating a piece in response to the theme Places and Spaces.	 Look at the <i>Creative Process</i> section on the GCSE Art BBC Bitesize website. What makes a project successful? Follow <b>Link 1</b> (below)
 Create a blog or vlog about a piece of art you are particularly drawn to share your opinion with others. Can you find any other blogs or vlogs that do this?	 Draw a continuous line drawing from observation of your surroundings. Try to add as much detail as possible without taking your pen off the page. Follow <b>Link 2</b> (below)	 Discuss and debate: why art education is important? What are the transferrable skills you may have from undertaking studies in the arts?
 Create a 10-minute observational drawing daily – this can be any subject matter, try to use line and tone to give shape and form. Look at gestural drawings to gain inspiration.	 Create a scrapbook documenting a journey/ event/trip/memory you have. This can be a mixture of photographs, text, drawings and embellishments. Consider your ground.	 Create a starter activity for an art lesson.
 Look at what an Art Movement is. Find two art movements that inspire you and write down their key characteristics and style.	 Watch a YouTube clip on how to draw a tonal portrait – follow this and give it a go!	 Macro! Take a series of photos of different inside sections of fruit or vegetables. Be creative with lighting and contrasting colours. Now create a macro large detailed study from one of your photographs – you can use any media.

### Links to websites used in this Super-Curricular Activities sheet:

Link 1: <https://www.bbc.co.uk/bitesize/topics/zk8xpv4>

Link 2: <https://www.youtube.com/watch?v=QzDd0lx-m6s&list=PLHiZBh5cSuNbaQlizey5DDRF4Lhw-sOc8b>

	Reading task		Creative task		Watching task		Student-led task
	Research task		Writing task		Listening task		Trip or visit