















SUPER-CURRICULAR ACTIVITIES

GCSE: Art Years 10 & 11

 Finding inspiration Artists and designers look for inspiration to use as a starting point for their creative projects. Many artists and designers find inspiration in the work of others. Follow Link 1 (below)	 Developing ideas Developing ideas is part of the creative process for artists and designers. By exploring and refining ideas, effective decisions can be made about the final piece of artwork or design solution. Follow Link 2 (below)	 DRAW A SOUND CREATURE Follow Link 3 (below)
 Annotating your work Annotation means writing key information alongside your work. It can help to record your thoughts, keep your development on track and let others know what you have done and why. Follow Link 4 (below)	 Royal Academy Summer Exhibition Follow Link 5 (below)	 FIVE WOMEN ARTISTS' STORIES Discover five amazing women artists that changed the art world! Follow Link 6 (below)
 Whoever heard of a black artist? Britain's hidden art history. Follow Link 7 (below)	 Analysing and evaluating Artists and designers often record ideas they have for artwork or designs. They will note down observations as they go so, they can analyse and evaluate the effectiveness of the work produced. Follow Link 8 (below)	 SOUND ART When you think about art, you usually think of something you look at. But did you know that you can also listen to art? Follow Link 9 (below)
 MAKE A PROTEST POSTER Make a sign to say what you care about and put a positive message out into the world! Follow Link 10 (below)	 DRAWING EXPERIMENTS Think like the artist Alberto Giacometti and create interesting portraits and landscapes. Follow Link 11 (below)	 CONCEPTUAL ART Follow Link 12 (below)
 WHO IS MARCEL DUCHAMP? Follow Link 13 (below)	 THE SENSATIONAL SURREALISM QUIZ Follow Link 14 (below)	

Links to websites used in this Super-Curricular GCSE Activities sheet:

- Link 1: <https://www.bbc.co.uk/bitesize/guides/z2hp3k7/revision/1>
 Link 2: <https://www.bbc.co.uk/bitesize/guides/zc7mng8/revision/1>
 Link 3: <https://www.tate.org.uk/kids/make/art-technology/draw-sound-creature>
 Link 4: <https://www.bbc.co.uk/bitesize/guides/zgtngdm/revision/1>
 Link 5: <https://www.bbc.co.uk/iplayer/episodes/b07hk4cc/royal-academy-summer-exhibition>
 Link 6: <https://www.tate.org.uk/kids/explore/who-is/5-women-artists-stories>
 Link 7: <https://www.bbc.co.uk/iplayer/episode/b0bcy4kd/whoever-heard-of-a-black-artist-britains-hidden-art-history>

	Reading task		Creative task		Watching task		Student-led task
	Research task		Writing task		Listening task		Trip or visit



SUPER-CURRICULAR ACTIVITIES

Link 8: <https://www.bbc.co.uk/bitesize/guides/zymtv9q/revision/1>

Link 9: <https://www.tate.org.uk/kids/explore/what-is/sound-art>

Link 10: <https://www.tate.org.uk/kids/make/paint-draw/make-protest-poster>

Link 11: <https://www.tate.org.uk/kids/make/paint-draw/drawing-experiments>

Link 12: <https://www.tate.org.uk/kids/explore/kids-view/kids-on-conceptual-art>

Link 13: <https://www.tate.org.uk/kids/explore/who-is/who-marcel-duchamp>

Link 14: <https://www.tate.org.uk/kids/games-quizzes/sensational-surrealism-quiz>

	Reading task		Creative task		Watching task		Student-led task
	Research task		Writing task		Listening task		Trip or visit