













## SUPER-CURRICULAR ACTIVITIES

### GCSE: Drama Years 10 & 11

 Explore BBC Bite size to gain further advice on devising and exploring scripted work. Follow <b>Link 1</b> (below)	 Watch a film, drama or play and write a review of actor(s) performance: <ul style="list-style-type: none"> <li>• Describe;</li> <li>• Analyse;</li> <li>• Evaluate.</li> </ul>	 Even though you are assessed as an actor in your performance work – develop your creative skills further by designing and making your own costume.
 Look at the world around you: the people; places; events; paintings; literature; and media. Write your own play. Even hand into the department for extended feedback.	 Research youth drama competitions: <ul style="list-style-type: none"> <li>• Acting;</li> <li>• Designing;</li> <li>• Scriptwriting.</li> </ul> Be brave and discuss submission with your parents.	 Read extra plays to develop your understanding of theatrical style, form, genre, themes and playwrights' aims. Ask the drama department to borrow a play or borrow one from a library in order to extend yourself.
 Watch a play online (or when Coronavirus restrictions allow, at a theatre) to extend your knowledge of performing, directing and designing. Recommendations: <ul style="list-style-type: none"> <li>• Digital Theatre;</li> <li>• National Theatre at Home.</li> </ul>	 Research one of your favourite actors. Explore the education/career path they followed to achieve their goals.	 Research plays by the playwright Willy Russell. Read the theatre critics' views of past productions of his plays.
 Create your own set design model box based on a narrative from a novel, film, TV drama or play. Follow <b>Link 2</b> (below)	 Create a soundscape of a dream by a character you are exploring in drama. What would appear in their dream? Consider music, voices, volume, pace and sound effects whilst building dramatic climax. Record your work to share with others.	 Consider any play you are exploring in GCSE drama. Write a scene that does not appear in the play – set it before, after or even in the middle.

**Links to websites used in this Super-Curricular GCSE Activities sheet:**

Link 1: <https://www.bbc.co.uk/bitesize/examspecs/zrnjwty>

Link 2: <https://www.liveabout.com/scenic-design-create-scale-model-2638615>

	Reading task		Creative task		Watching task		Student-led task
	Research task		Writing task		Listening task		Trip or visit